

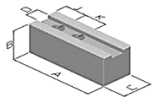


THAME WORKHOLDING
 Field End, Thame Road
 Long Crendon, Aylesbury
 Bucks HP18 9EJ, England
 Tel: 01844 208050
 Email: sales@thameworkholding.com

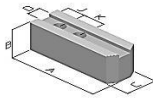


Chuck Type:
SMW-AUTOBLOK BH-M 315

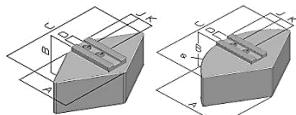
Fax: 01844 201699
 Web: www.thameworkholding.com



Type AS, AA

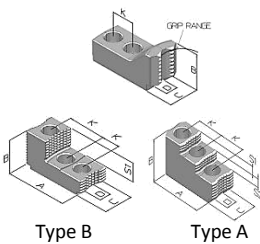
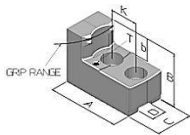
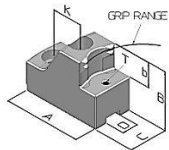


Type BS



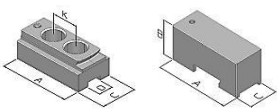
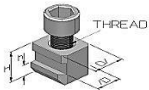
Type DS, DA

Type ES, EA



Type B

Type A



Master

Top Jaws

Serrated Soft Top Jaws 1.5x60°		Slot: 21mm			T-Nut to suit GF261	
Jaw Type	A	B	C	Kg/Set	Material	Part No.
AS	130	50	50	6.5	080M15	BR13
AA	130	51	51	2.5	Aluminium	AA13
AS	130	80	50	10.4	080M15	DJ13
AS	130	100	50	13.0	080M15	BD13
AA	130	76	51	4.0	Aluminium	AB13
AA	130	102	51	5.2	Aluminium	AC13
BS	145	50	50	7.3	080M15	PT13

Full Wrap Top Jaws 1.5x60°						
Jaw Type	A	B	C	Kg/Set	Material	Part No.
DS	132	76	240	28.0	080M15	CN33
DA	132	76	240	10.0	Aluminium	HN33
DA	132	100	240	13.2	Aluminium	HN34
ES	147	76	Ø304	41.0	080M15	SG14
EA	146	76	Ø304	15.0	Aluminium	AG13

Adjustagrip Hard Jaws - External Clamping				T-Nut to suit GF261	
B	C	b			
59	50	25		590M17	
Gripping Ranges					
60-126mm					LE05
115-182mm					LE10
179-246mm					LE16
246-315mm					LE23

Adjustagrip Hard Jaws - Internal Clamping				T-Nut to suit GF261	
B	C	b			
59	50	25		590M17	
Gripping Ranges					
92-159mm					ME08
156-223mm					ME14
215-283mm					ME20

Adjustagrip Hard Bar Jaws					
B	C	Grip Range			
49	50	37-102mm		590M17	KK33

Hard Reversible Top Jaws						
	A	B	C	S1	S2	
B	98	60	50	22		590M17 GT13
A	103	70	50	17	17	GT14

T-Nuts							
D	H	h	K	Bolt			
21	26.5	10		M16	817M40	GF261	

Height Pins for Adjustagrips			
H	WAF	Thread	
5	13	M8	IU05
10	13	M8	IU10
15	13	M8	IU15
20	13	M8	IU20
25	13	M8	IU25

Quick Change Jaws						
	A	B	C	K		
Master	85.5	34.5	50	30	590M17	QK13
Standard	110	50	50			QS12
Tall	110	80	50			QT12
Pointed	135	50	50			QL12

Thame Workholding also design and manufacture jaws to suit your specific workpieces.
 © Thame Workholding 2013