



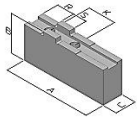
# THAME WORKHOLDING

Field End, Thame Road  
 Long Crendon, Aylesbury  
 Bucks HP18 9EJ, England  
 Tel: 01844 208050  
 Email: sales@thameworkholding.com

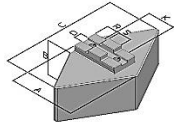


Chuck Type:  
**SMW-AUTOBLOK KNCS-N 225-65**

Fax: 01844 201699  
 Web: www.thameworkholding.com



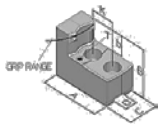
Type GS,GA



Type HS,HT,CF



Type LY



Slot/Tenon Soft Top Jaws				Slot: 10mm	Tenon: 20mm	Hole Centres: 40mm	
Jaw Type	A	B	C		Kg/Set	Material	Part No.
GS	105	51	22		2.2	080M15	CU20
GS	100	55	30		2.9	080M15	CU201
GS	70	40	40		2.2	080M15	DP20
GS	85	60	40		4.0	080M15	CU204
GS	95	80	40		5.8	080M15	CU205
GA	105	51	25		0.9	Aluminium	CW20

Slot/Tenon Diamond & Segment Jaws							
HS	89	64	150		14.0	080M15	CQ20
HA	75	64	150		5.9	Aluminium	HT20
IS	90	51	∅203		11.0	080M15	CF20

### Adjustagrip Hard Jaws - External Clamping

B	C	b		
49	30	20		590M17
Gripping Ranges				
27-92mm			1.3	LY20
59-130mm			1.3	LY20
91-162mm			1.2	LY22
127-198mm			1.2	LY25

### Adjustagrip Hard Jaws - Internal Clamping

Available on request.

### Adjustagrip Hard Bar Jaws

Available on request.

### Hard Reversible Top Jaws

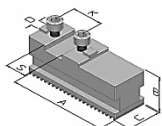
	A	B	C	T	Kg/Set		
GX	72	42	22	10	0.8	590M17	GX20

### Height Pins for Adjustagrips

H	WAF	Thread	
5	10	M6	IT05
10	10	M6	IT10
15	10	M6	IT15
20	10	M6	IT20

### Base Jaws

	A	B	C	Kg/Set	
GBK	85	29.5	22	1.0	GBK 200



**Thame Workholding also design and manufacture jaws to suit your specific workpieces.**