

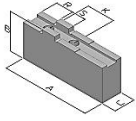


THAME WORKHOLDING

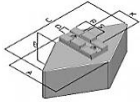
Field End, Thame Road
 Long Crendon, Aylesbury
 Bucks HP18 9EJ, England
 Tel: 01844 208050
 Email: sales@thameworkholding.com



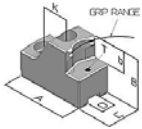
Fax: 01844 201699
 Web: www.thameworkholding.com



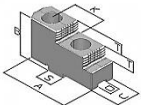
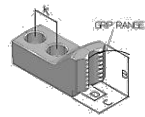
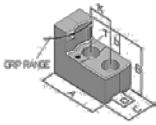
Type GS,GA



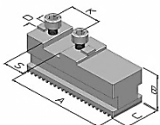
Type GA,GS



Type LY



Type GX



Slot/Tenon Soft Top Jaws				Slot: 18mm	Tenon: 30mm	Hole Centres: 60mm	
Jaw Type	A	B	C		Kg/Set	Material	Part No.
GS	180	80	50		11.2	080M15	CU40
GS	130	80	60		11.9	080M15	CU401
GS	180	80	60		16.5	080M15	CU402
GS	155	100	60		15.3	080M15	CU403
GS	155	125	60		18.7	080M15	CU404
GS	130	80	80		16.2	080M15	DP40
GS	155	160	50		25.2	080M15	CU406

Slot/Tenon Diamond Jaws							
GA	180	100	51		6.3	Aluminium	CW40
GS	155	80	80		19.3	080M15	CU407

Adjustagrip Hard Jaws - External Clamping							
	B	C	b				
	78	50	33			590M17	
Gripping Ranges							
	74-208mm				5.6		LY50
	178-327mm				5.6		LY50
	177-326mm				5.1		LY55
	296-445mm				5.1		LY55

Adjustagrip Hard Jaws - Internal Clamping
 Available on request.

Adjustagrip Hard Bar Jaws
 Available on request.

Hard Reversible Top Jaws							
	A	B	C	T	Kg/Set		
GX	130	80	45	20	10.8	590M17	GX40

Height Pins for Adjustagrips							
	H	WAF	Thread				
	5	13	M8				IU05
	10	13	M8				IU10
	15	13	M8				IU15
	20	13	M8				IU20
	25	13	M8				IU25

Base Jaws							
	A	B	C		Kg/Set		
GBK	160	57	45		7.1		GBK 500

Thame Workholding also design and manufacture jaws to suit your specific workpieces.