



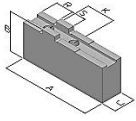
THAME WORKHOLDING

Field End, Thame Road
 Long Crendon, Aylesbury
 Bucks HP18 9EJ, England
 Tel: 01844 208050
 Email: sales@thameworkholding.com



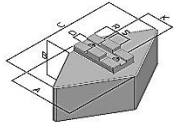
Chuck Type:
SMW-AUTOBLOK KNCS 260-65

Fax: 01844 201699
 Web: www.thameworkholding.com



Type GS,GA

Slot/Tenon Soft Top Jaws	Slot: 12mm			Tenon: 20mm	Hole Centres: 40mm		
Jaw Type	A	B	C	Kg/Set	Material	Part No.	
GS	125	55	30	3.6	080M15	CU25	
GS	90	60	40	3.9	080M15	CU251	
GS	125	60	40	5.8	080M15	CU252	
GS	125	80	40	7.5	080M15	CU253	
GS	125	100	40	9.6	080M15	CU254	
GS	125	125	40	12.0	080M15	CU255	
GS	90	60	60	6.2	080M15	DP25	
GS	90	60	80	8.5	080M15	CU257	
GA	125	60	40	2.0	Aluminium	CW25	



Type HS,HT,CF

Slot/Tenon Diamond & Segment Jaws	A	B	C	Kg/Set	Material	Part No.
HS	102	64	170	20.0	080M15	CQ25
HA	102	64	170	8.4	Aluminium	HT25
IS	123	51	Ø254	17.0	080M15	CF25

Adjustagrip Hard Jaws - External Clamping

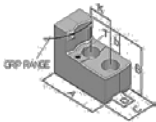
B	C	b	Material	Part No.
59	40	25	590M17	
Gripping Ranges				
33-95mm			2.4	LY30
86-158mm			2.4	LY30
61-132mm			2.3	LY32
123-195mm			2.3	LY32
113-185mm			2.0	LY35
176-248mm			2.0	LY35



Type LY

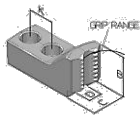
Adjustagrip Hard Jaws - Internal Clamping

Available on request.

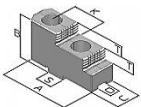


Adjustagrip Hard Bar Jaws

Available on request.



Hard Reversible Top Jaws



Type GX

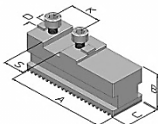
	A	B	C	T	Kg/Set	Material	Part No.
GX	90	55	30	14	1.9	590M17	GX25

Height Pins for Adjustagrips



H	WAF	Thread	Part No.
5	10	M6	IT05
10	10	M6	IT10
15	10	M6	IT15
20	10	M6	IT20

Base Jaws



	A	B	C	Kg/Set	Part No.
GBK	104	37	26	2.7	GBK 250

Thame Workholding also design and manufacture jaws to suit your specific workpieces.