

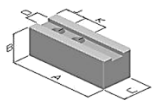


THAME WORKHOLDING
 Field End, Thame Road
 Long Crendon, Aylesbury
 Bucks HP18 9EJ, England
 Tel: 01844 208050
 Email: sales@thameworkholding.com

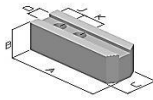


Chuck Type:
KITAGAWA N 12

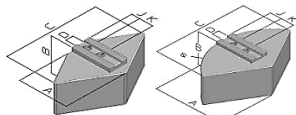
Fax: 01844 201699
 Web: www.thameworkholding.com



Type AS, AA

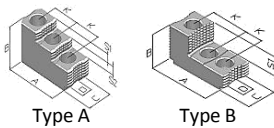
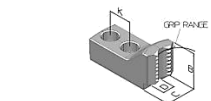
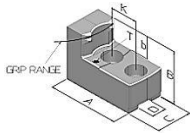
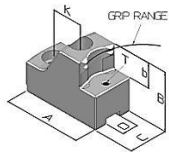


Type BS



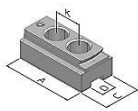
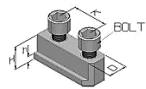
Type DA, DS

Type ES, EA

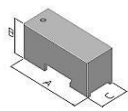


Type A

Type B



Master



Top Jaws

Serrated Soft Top Jaws 1.5x60°					Slot: 18mm	T-Nut to suit GP12	
Jaw Type	A	B	C	Kg/Set	Material	Part No.	
AS	130	50	50	6.8	080M15	BO12	
AA	130	51	51	2.7	Aluminium	AA12	
AS	130	80	50	10.9	080M15	DJ12	
AA	130	76	51	4.1	Aluminium	AB12	
AS	130	100	50	13.6	080M15	DJ14	
AA	130	102	51	5.2	Aluminium	AC12	
BS	145	50	50	7.3	080M15	PT12	

Full Wrap Top Jaws 1.5x60°							
DS	132	76	240	28.0	080M15	CN32	
DA	132	76	240	10.0	Aluminium	HN32	
DA	132	100	240	13.2	Aluminium	HN30	
ES	147	76	304Ø	41.0	080M15	SG12	
EA	147	76	304Ø	15.0	Aluminium	AG12	

Adjustagrip Hard Jaws - External Clamping				T-Nut to suit GP12	
B	C	b			
59	50	25			
Gripping Ranges				590M17	
51-117mm					LD05
107-177mm					LD11
171-241mm					LD17
234-305mm					LD23

Adjustagrip Hard Jaws - Internal Clamping					
B	C	b			
59	50	25		590M17	
Gripping Ranges					
79-148mm					MD08
140-210mm					MD14
200-271mm					MD20

Adjustagrip Hard Bar Jaws					
B	C	Grip Range			
49	50	27-89mm		590M17	KK32

Hard Reversible Top Jaws						
	A	B	C	S1	S2	
B	98	60	50	22		590M17 GT12
A	103	70	50	17	17	GT11

T-Nuts							
D	H	h	K	Bolt			
18	33	13.5	30	M14	817M40	GP12	

Height Pins for Adjustagrips				
H	WAF	Thread		
5	13	M8		IU05
10	13	M8		IU10
15	13	M8		IU15
20	13	M8		IU20
25	13	M8		IU25

Quick Change Jaws							
	A	B	C	K			
Master	85.5	34.5	50	30	590M17	QK12	
Standard	110	50	50		080M15	QS12	
Tall	110	80	50		080M15	QT12	
Pointed	135	50	50		080M15	QL12	

Thame Workholding also design and manufacture jaws to suit your specific workpieces.