



THAME WORKHOLDING

Field End, Thame Road
Long Crendon, Aylesbury
Bucks HP18 9EJ, England

Tel: 01844 208050

Email: sales@thameworkholding.com



Fax: 01844 201699

Web: www.thameworkholding.com

Serrated Soft Top Jaws 1.5x60°				Slot: 12mm	T-Nut to suit GP07	
Jaw Type	A	B	C	Kg/Set	Material	Part No.
AS	72	35	30	1.3	080M15	BO06
AA	72	38	32	0.7	Aluminium	AA06
BS	72	30	30	1.0	080M15	BA06
AS	72	30	30	1.1	080M15	BQ06
AS	72	40	30	1.5	080M15	BB06
AS	72	50	30	1.8	080M15	BC06
AS	72	60	30	2.2	080M15	DJ06
AA	72	76	32	1.4	Aluminium	AB06
BS	82	30	30	1.3	080M15	PT06

Full Wrap Top Jaws 1.5x60°						
Jaw Type	A	B	C	Kg/Set	Material	Part No.
DS	60	60	120	9.0	080M15	CN16
DA	64	64	120	3.2	Aluminium	HN16
DA	64	100	120	5.0	Aluminium	HN17
ES	76	76	169∅	13.0	080M15	SG06
EA	76	76	169∅	6.0	Aluminium	AG06

Adjustagrip Hard Jaws - External Clamping				T-Nut to suit GP07	
B	C	b			
49	35	20		590M17	
Gripping Ranges					
27-47mm					LA03
45-67mm					LA04
59-81mm					LA06
73-96mm					LA07
90-112mm					LA09

Adjustagrip Hard Jaws - Internal Clamping					
B	C	b			
49	35	20		590M17	
Gripping Ranges					
47-69mm					MA05
58-80mm					MA06
77-99mm					MA07
99-122mm					MA09

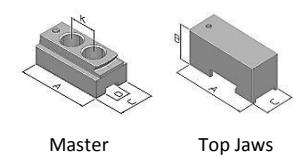
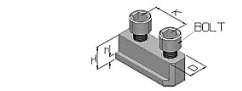
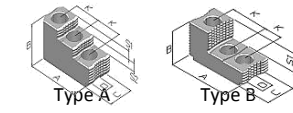
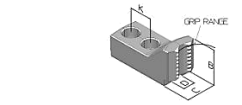
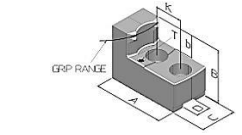
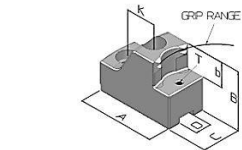
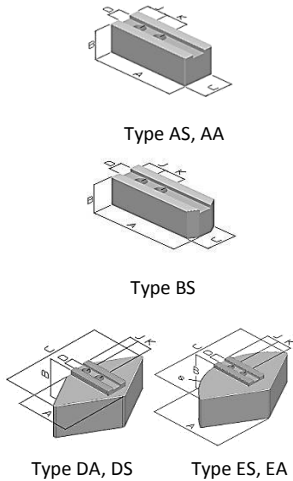
Adjustagrip Hard Bar Jaws					
B	C	Grip Range			
39	35	14-33mm		590M17	KK16

Hard Reversible Top Jaws						
	A	B	C	S1	S2	
B	66	38	35	14		590M17 GT06
A	68	50	35	11	11	590M17 GT07

T-Nuts						
D	H	h	K	Bolt		
12	18.5	7.5	20	M10	817M40	GP07

Height Pins for Adjustagrips			
H	WAF	Thread	
5	10	M6	IT05
10	10	M6	IT10
15	10	M6	IT15
20	10	M6	IT20

Quick Change Jaws						
	A	B	C	K		
Master	57	23	30	20	590M17	QK06
Standard	72	35	30		080M15	QS06
Tall	72	50	30		080M15	QT06
Pointed	80	35	30		080M15	QL06



Thame Workholding also design and manufacture jaws to suit your specific workpieces.