

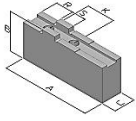


THAME WORKHOLDING

Field End, Thame Road
 Long Crendon, Aylesbury
 Bucks HP18 9EJ, England
 Tel: 01844 208050
 Email: sales@thameworkholding.com

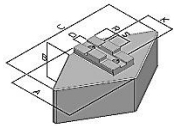


Fax: 01844 201699
 Web: www.thameworkholding.com



Type GS,GA

Jaw Type	Slot: 12mm			Kg/Set	Material	Hole Centres: 40mm	Part No.
	A	B	C				
GS	125	55	30	3.6	080M15		CU25
GS	90	60	40	3.9	080M15		CU251
GS	125	60	40	5.8	080M15		CU252
GS	125	80	40	7.5	080M15		CU253
GS	125	100	40	9.6	080M15		CU254
GS	125	125	40	12.0	080M15		CU255
GS	90	60	60	6.2	080M15		DP25
GS	90	60	80	8.5	080M15		CU257
GA	125	60	40	2.0	Aluminium		CW25



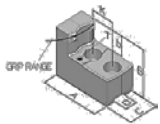
Type HS,HT,CF

Slot/Tenon Diamond & Segment Jaws							
HS	102	64	170	20.0	080M15		CQ25
HA	102	64	170	8.4	Aluminium		HT25
IS	123	51	Ø254	17.0	080M15		CF25

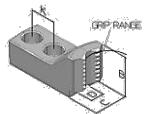


Type LY

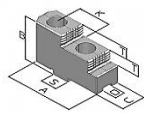
Adjustagrip Hard Jaws - External Clamping							
	B	C	b				
	59	40	25			590M17	
Gripping Ranges							
	46-126mm			2.4			LY30
	130-213mm			2.4			LY30
	82-164mm			2.3			LY32
	168-251mm			2.3			LY32
	134-217mm			2.0			LY35
	221-304mm			2.0			LY35



Available on request.



Available on request.

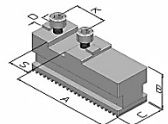


Type GX

Hard Reversible Top Jaws							
	A	B	C	T	Kg/Set		
GX	90	55	30	14	1.9	590M17	GX25



Height Pins for Adjustagrips				
	H	WAF	Thread	
	5	10	M6	IT05
	10	10	M6	IT10
	15	10	M6	IT15
	20	10	M6	IT20



Base Jaws					
	A	B	C	Kg/Set	
GBK	115	43	32	2.7	GBK 315

Thame Workholding also design and manufacture jaws to suit your specific workpieces.