



THAME WORKHOLDING

Field End, Thame Road
Long Crenon, Aylesbury
Bucks HP18 9EJ, England

Tel: 01844 208050

Email: sales@thameworkholding.com

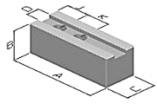


Chuck Type:

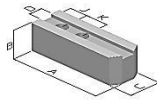
PRATT BURNERD 305 HSQC

Fax: 01844 201699

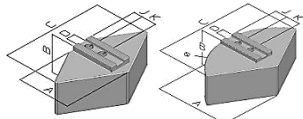
Web: www.thameworkholding.com



Type AS, AA

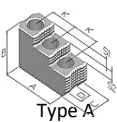
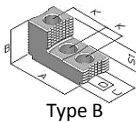
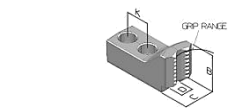
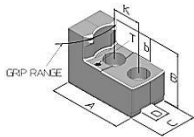
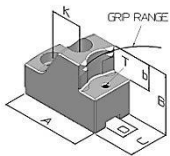


Type BS



Type DA, DS

Type ES, EA



Type B

Type A



Serrated Soft Top Jaws 1.5x60°

Slot: 18mm

Jaw Type	A	B	C	Kg/Set	Material	Part No.
AS	130	50	50	6.8	080M15	BO12
AA	130	51	51	2.7	Aluminium	AA12
AS	130	80	50	10.9	080M15	DJ12
AA	130	76	51	4.1	Aluminium	AB12
AS	130	100	50	13.6	080M15	DJ14
AA	130	102	51	5.4	Aluminium	AC12
BS	145	50	50	7.3	080M15	PT12

Full Wrap Top Jaws 1.5x60°

DS	132	76	240	28.0	080M15	CN32
DA	132	76	240	10.0	Aluminium	HN32
DA	132	100	240	13.2	Aluminium	HN30
ES	146	76	304Ø	41.0	080M15	SG12
EA	146	76	304Ø	15.0	Aluminium	AG12

Adjustagrip Hard Jaws - External Clamping

B	C	b		
59	50	25		
Gripping Ranges			590M17	
44-124mm				LD05
90-184mm				LD11
153-249mm				LD17
215-312mm				LD23

Adjustagrip Hard Jaws - Internal Clamping

B	C	b		
59	50	25	590M17	
Gripping Ranges				
75-154mm				MD08
122-217mm				MD14
182-278mm				MD20
239-335mm				MD26

Adjustagrip Hard Bar Jaws

B	C	Grip Range		
49	50	27-95mm	590M17	KK32

Hard Reversible Top Jaws

	A	B	C	S1	S2		
B	98	60	50	22		590M17	GT12
A	103	70	50	17	17		GT11

Height Pins for Adjustagrips

H	WAF	Thread	
5	13	M8	IU05
10	13	M8	IU10
15	13	M8	IU15
20	13	M8	IU20
25	13	M8	IU25

Master Quick Change Jaws and T-Nuts available on request

Thame Workholding also design and manufacture jaws to suit your specific workpieces.